


KEY FEATURES

- U Bracket Switching Power Supply
- Universal Input: 90-264 VAC
- With P.F.C. Function, PF>0.95
- Free Air Convection
- High Efficiency up to 93%
- RoHS Compliant Design
- Ultra Compact Size: 6.0 x 4.18 x 1.38 Inches
- 3-Year Product Warranty



ELECTRICAL SPECIFICATIONS

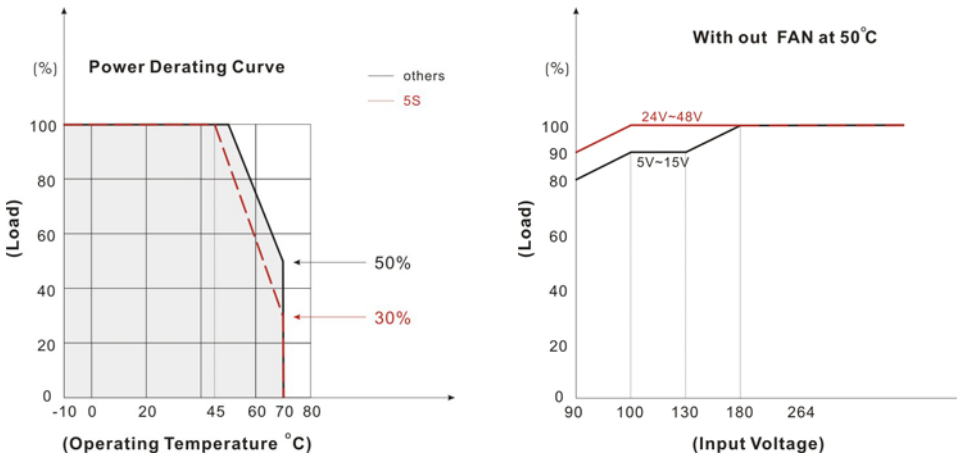
All specifications valid at normal input voltage, full load and +25°C after warm-up time unless otherwise stated.

Model No.	AQF240 U-5S	AQF240 U-12S	AQF240 U-15S	AQF240 U-24S	AQF240 U-28S	AQF240 U-36S	AQF240 U-32S	AQF240 U-48S										
Max Output Wattage (W)	180W	240W																
Input	Voltage									90-264 VAC or 120-370 VDC								
	Frequency (Hz)									47-63 Hz								
	Current (Full load)									<3.0 A max. (115 VAC) / <1.5 A max. (230 VAC)								
	Inrush Current (<2ms)									< 30 A max. (115 VAC) / < 60 A max. (230 VAC)								
	Leakage Current									< 0.5 mA max.								
	Power Factor									PF>0.98 (115 VAC) / PF>0.95 (230 VAC) at Full Load								
Output	Voltage (V.DC.)									5V	12V	15V	24V	28V	36V	32V	48V	
	Voltage Accuracy									±2%								
	Current (Convection) (A) max									36	20	16	10	8.57	6.66	7.5	5	
	Line Regulation									±1%								
	Load Regulation									±1%								
	Minimum Load									5%		2%						
	Maximum Capacitive Load									470-23,000µF depending on model								
	Ripple & Noise (max.)									150mVp-p			120mVp-p			200mVp-p		
	Efficiency (at 230VAC)									87%	90%	90%	92%	92%	92%	92%	93%	
Hold-up Time									13 ms min.									
Protection	Over Power Protection									Auto recovery								
	Over Voltage Protection									Latch Off								
	Short Circuit Protection									Latch Off								
Isolation	Input-Output (V.AC)									4000VAC or 5656VDC								
	Input-FG (V.AC)									2000V								
	Output-FG (V.AC)									500V								
Environment	Operating Temperature									-10°C...+70°C (with derating)								
	Storage Temperature									-25°C...+85°C								
	Temperature Coefficient									±0.03%/°C (0~50°C)								
	Humidity									95% RH								
	MTBF									>50,000 h @ 25°C (MIL-HDBK-217F)								
Vibration									10~500Hz, 2G 10min./1cycle, 60min. each along X, Y, Z axes.									
Physical	Dimension (L x W x H)									5S: 6.0 x 4.18 x 1.46 Inches (150.0 x 106.0 x 37.0 mm) Tolerance ±0.5 mm								
										Others: 6.0 x 4.18 x 1.38 Inches (150.0 x 106.0 x 35.0 mm) Tolerance ±0.5 mm								
	Weight									580 g								
Cooling Method									Free convection									
Safety	Agency Approvals									CE, UL60950(except 5S), CB(except 5S)								
EMC	EMI (Conducted & Radiated Emission)									EN 55022 class B								
	EMS (Noise Immunity)									EN 55024								

NOTE

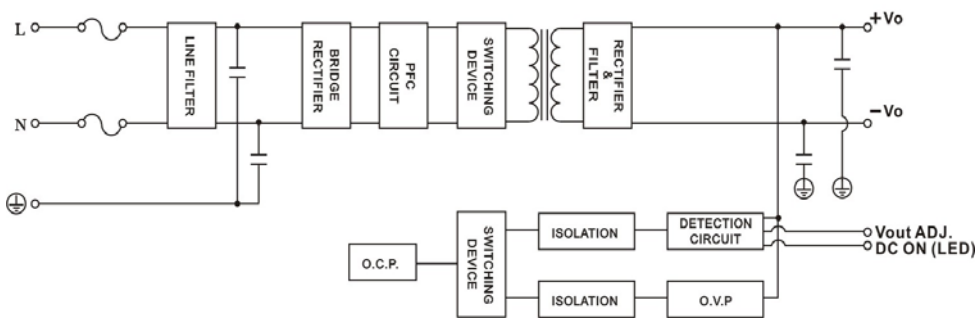
1. Ripple & Noise are measured at 20MHz of bandwidth with 0.1uF & 47uF parallel capacitor.
2. Strongly recommend to conduct this test with DC Voltage. If customer wishes to test with AC Voltage, please disconnect all Y-Capacitors within Arch power supply.

DERATING



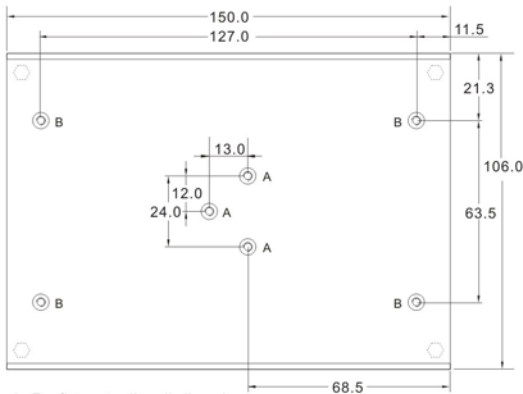
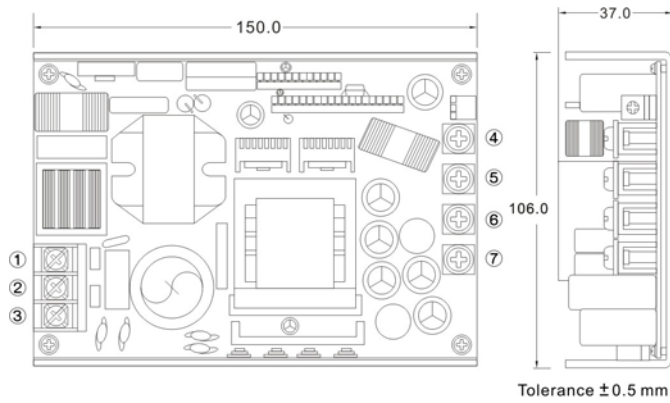
BLOCK DIAGRAM

Single Output



MECHANICAL DIMENSION (Top View)

Standard (5S)



A=For fixture to din rail clip only
B=For fixture to pcb/chassis only
A=M3x0.5P
B=M3x0.5P



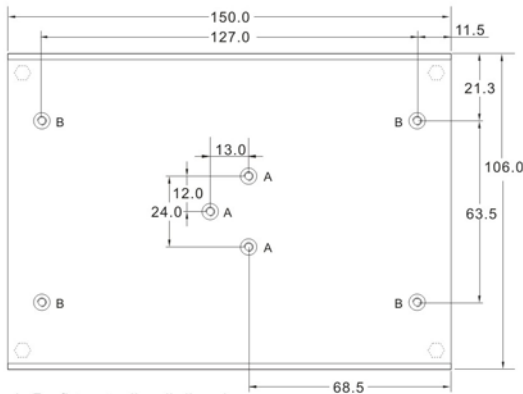
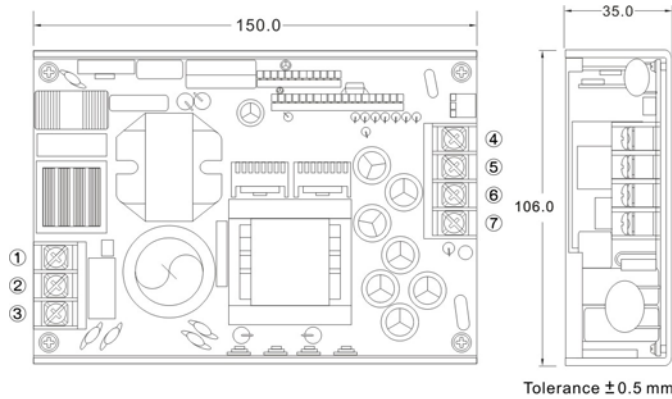
PIN#	Single
1	AC IN (L)
2	AC IN (N)
3	FG
4	+DC OUT
5	+DC OUT
6	-DC OUT
7	-DC OUT

ASSEMBLY INSTRUCTIONS

*U Case T=2.0mm

Customer is advised to screw into the threads no more than 2.0mm

Standard (12S、15S、24S、28S、32S、48S)



A=For fixture to din rail clip only
B=For fixture to pcb/chassis only
A=M3x0.5P
B=M3x0.5P





PIN#	Single
1	AC IN (L)
2	AC IN (N)
3	FG
4	+DC OUT
5	+DC OUT
6	-DC OUT
7	-DC OUT

ASSEMBLY INSTRUCTIONS

*U Case T=2.0mm

Customer is advised to screw into the threads no more than 2.0mm

A Type (except 5S)



PIN#	Single
1	AC IN (L)
2	AC IN (N)
3	FG
4~7	+DC OUT
8~11	-DC OUT